

# LEDS C4

## Luminaria

Código 05-8329-05-81

Nombre E-lamp Mini

## Ensayo

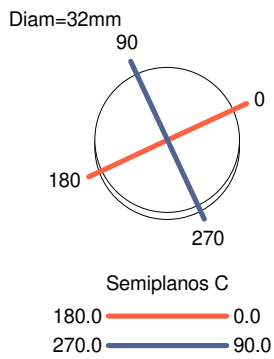
Código 05-8329-05-81

Nombre E-lamp Mini

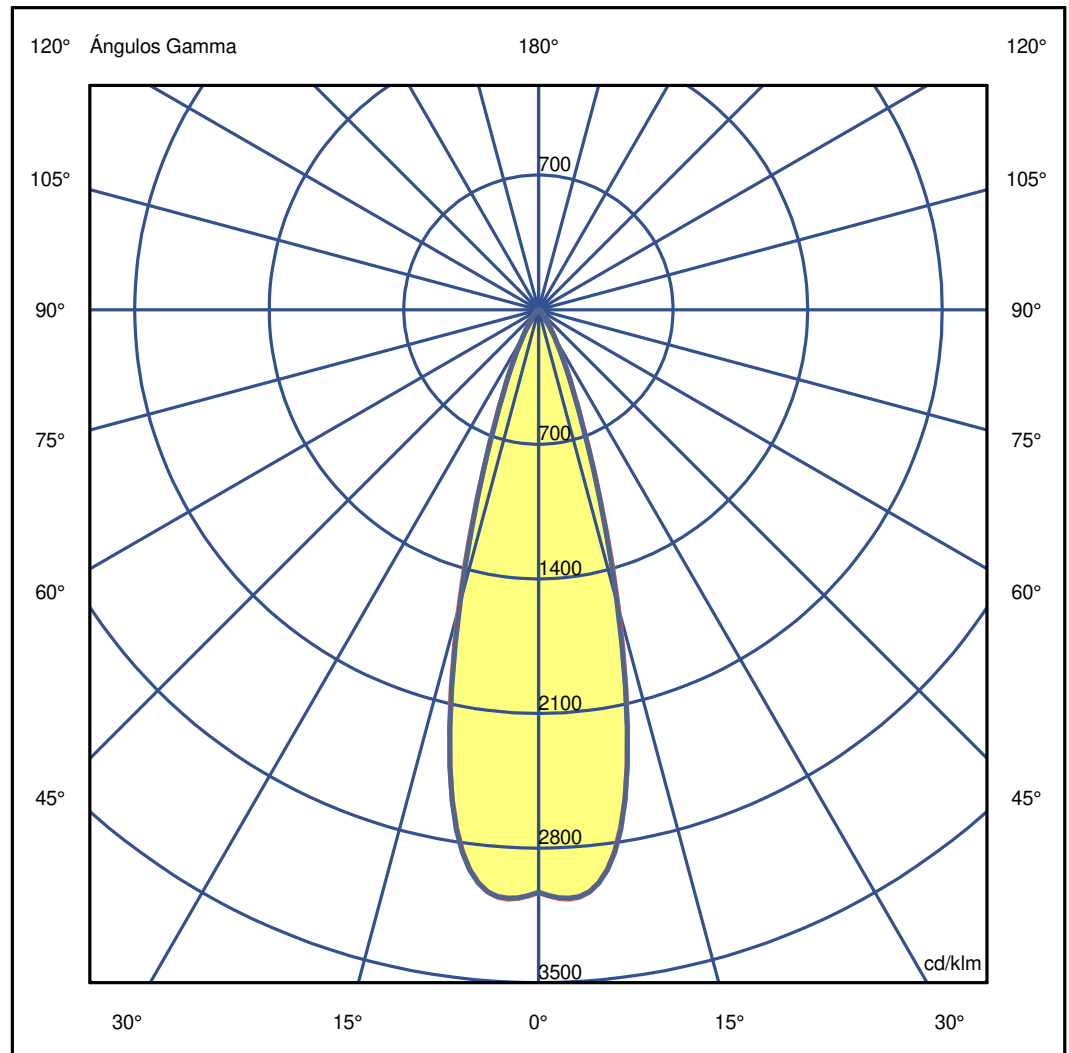
Flujo Luminaria	136.62 lm	Potencia Luminaria	3.50 W	Eficacia	39.03 lm/W	Eficiencia	100.00%
Flujo Fuentes de luz	136.62 lm	Valor Máximo	3041.04 cd/klm	Posición	C=15.00 G=5.00	CG	Bisimétrico
Luminaria Redonda		Diam.	32 mm	Altura	155 mm		
Área Luminosa Redonda		Diam.	20 mm	Altura	0 mm		
Área Luminosa Horizontal		0.000314 m2		Área Emisión sobre Pl. 180°		0.000000 m2	
Área Emisión sobre Pl. 0°		0.000000 m2		Área Emisión sobre Pl. 270°		0.000000 m2	
Área Emisión sobre Pl. 90°		0.000000 m2		Área de deslumbramiento a 76°		0.000076 m2	
Sist. de Coorden.		CG		Tipo de Simetría		Bisimétrico	
Fecha		08-05-2018		Máximo Ángulo Gamma		90	
Distancia de Ensayo		0.00		Flujo de Ensayo		136.62 lm	
Operador		LEDS		Tensión Nominal			
Temperatura		25.00 °C		Corriente Nominal			
Humedad		60.00 %		Fotocélula			
Notas							

## Fuentes de luz de la Luminaria

Familia	Código	Nombre	Flujo [lm]	Pot. [W]	Cant.
	05-8329-05-81	05-8397-05-05	136.62	3.50	1
C.I.E.	96 99 100 100 100	D DIN 5040	A60		
F UTE	1.00 A	B NBN	BZ 1		



ULOR 0.00 %  
DLOR 100.00 %  
RN 0.00 %



**Luminaria**

Código 05-8329-05-81

Nombre E-lamp Mini

**Ensayo**

Código 05-8329-05-81

Nombre E-lamp Mini

Flujo Luminaria	136.62 lm	Potencia Luminaria	3.50 W	Eficacia	39.03 lm/W	Eficiencia	100.00%
Flujo Fuentes de luz	136.62 lm	Valor Máximo	3041.04 cd/klm	Posición	C=15.00 G=5.00	CG	Bisimétrico

**Tabla de Intensidad Luminosa cd/klm**
**Tabla 1/1**

	C 0.00	C 15.00	C 30.00	C 45.00	C 60.00	C 75.00	C 90.00
G 0.0	3029.83	3029.83	3029.83	3029.83	3029.83	3029.83	3029.83
G 5.0	3039.44	3041.04	3038.41	3037.25	3040.60	3039.69	3037.17
G 10.0	2585.19	2585.29	2576.14	2581.83	2582.19	2592.18	2591.25
G 15.0	1599.13	1588.32	1571.66	1598.48	1566.86	1590.14	1574.40
G 20.0	753.41	764.91	751.18	769.32	754.49	767.94	743.44
G 25.0	358.14	354.49	348.97	352.93	348.57	351.56	345.50
G 30.0	172.95	172.18	169.84	173.19	169.93	172.60	171.56
G 35.0	87.71	88.11	86.10	86.47	84.75	84.60	83.40
G 40.0	51.04	50.98	50.20	50.12	49.61	49.59	48.96
G 45.0	31.39	31.65	31.44	31.37	30.94	31.05	30.53
G 50.0	19.29	19.34	19.12	19.15	18.87	18.97	18.88
G 55.0	11.80	11.84	11.67	11.67	11.47	11.52	11.58
G 60.0	7.23	7.21	7.12	7.14	7.07	7.21	7.18
G 65.0	4.48	4.46	4.40	4.41	4.43	4.54	4.52
G 70.0	2.64	2.62	2.62	2.62	2.64	2.72	2.72
G 75.0	1.08	1.09	1.08	1.07	1.06	1.11	1.10
G 80.0	0.57	0.57	0.56	0.55	0.55	0.57	0.57
G 85.0	0.31	0.30	0.29	0.28	0.29	0.30	0.29
G 90.0	0.01	0.01	0.01	0.01	0.01	0.01	0.01

# LEDS C4<sup>®</sup>

## Luminaria

Código 05-8329-05-81

Nombre E-lamp Mini

## Ensayo

Código 05-8329-05-81

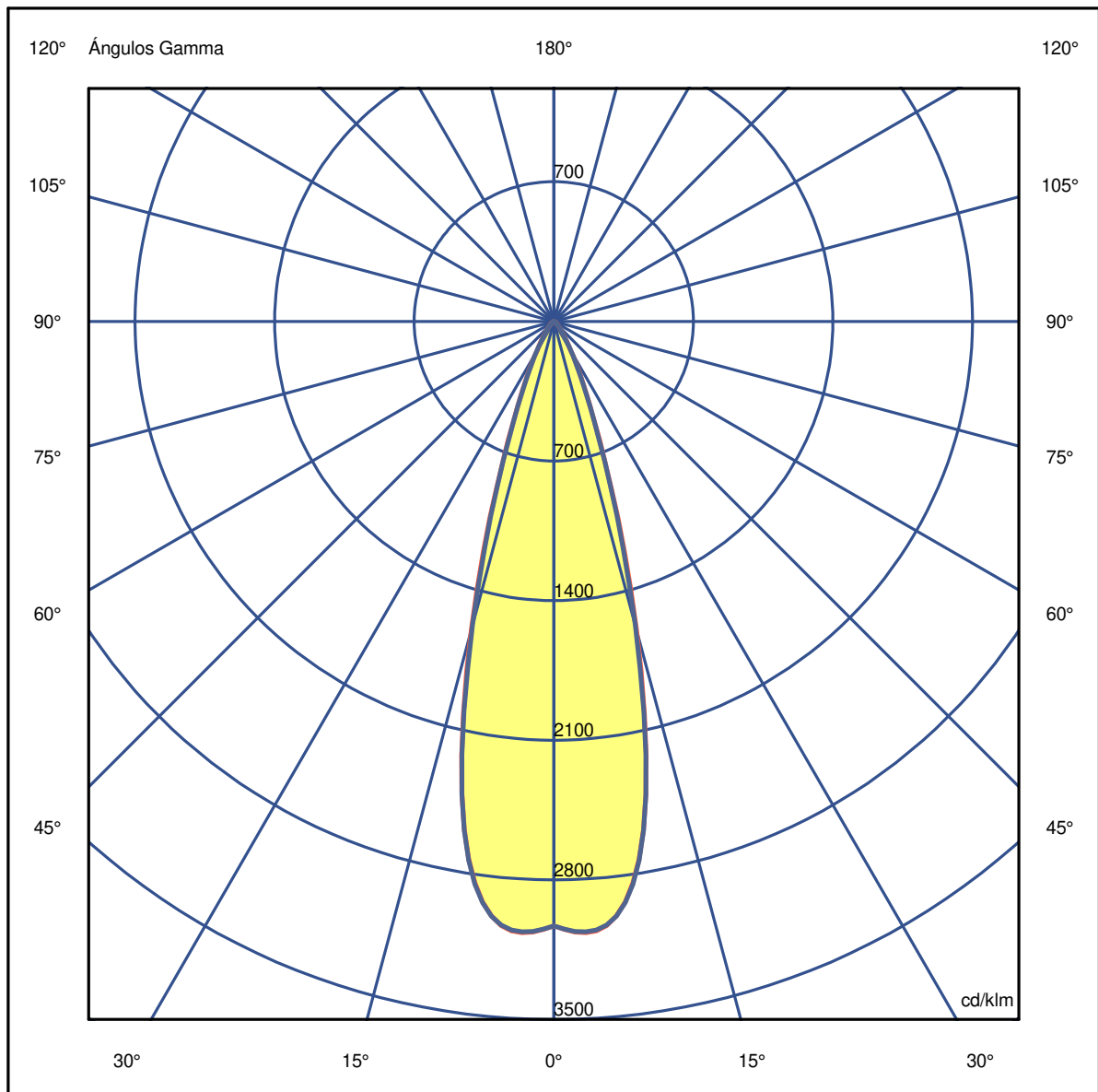
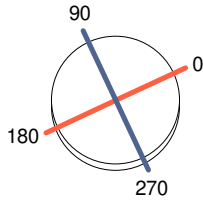
Nombre E-lamp Mini

Flujo Luminaria	136.62 lm	Potencia Luminaria	3.50 W	Eficacia	39.03 lm/W	Eficiencia	100.00%
Flujo Fuentes de luz	136.62 lm	Valor Máximo	3041.04 cd/klm	Posición	C=15.00 G=5.00	CG	Bisimétrico

Diam=32mm

Semiplanos C

180.0 ———— 0.0  
270.0 ———— 90.0



# LEDS C4<sup>®</sup>

## Luminaria

Código 05-8329-05-81

Nombre E-lamp Mini

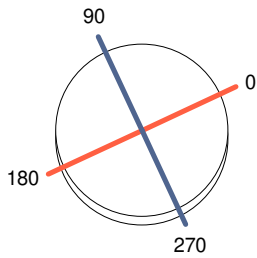
## Ensayo

Código 05-8329-05-81

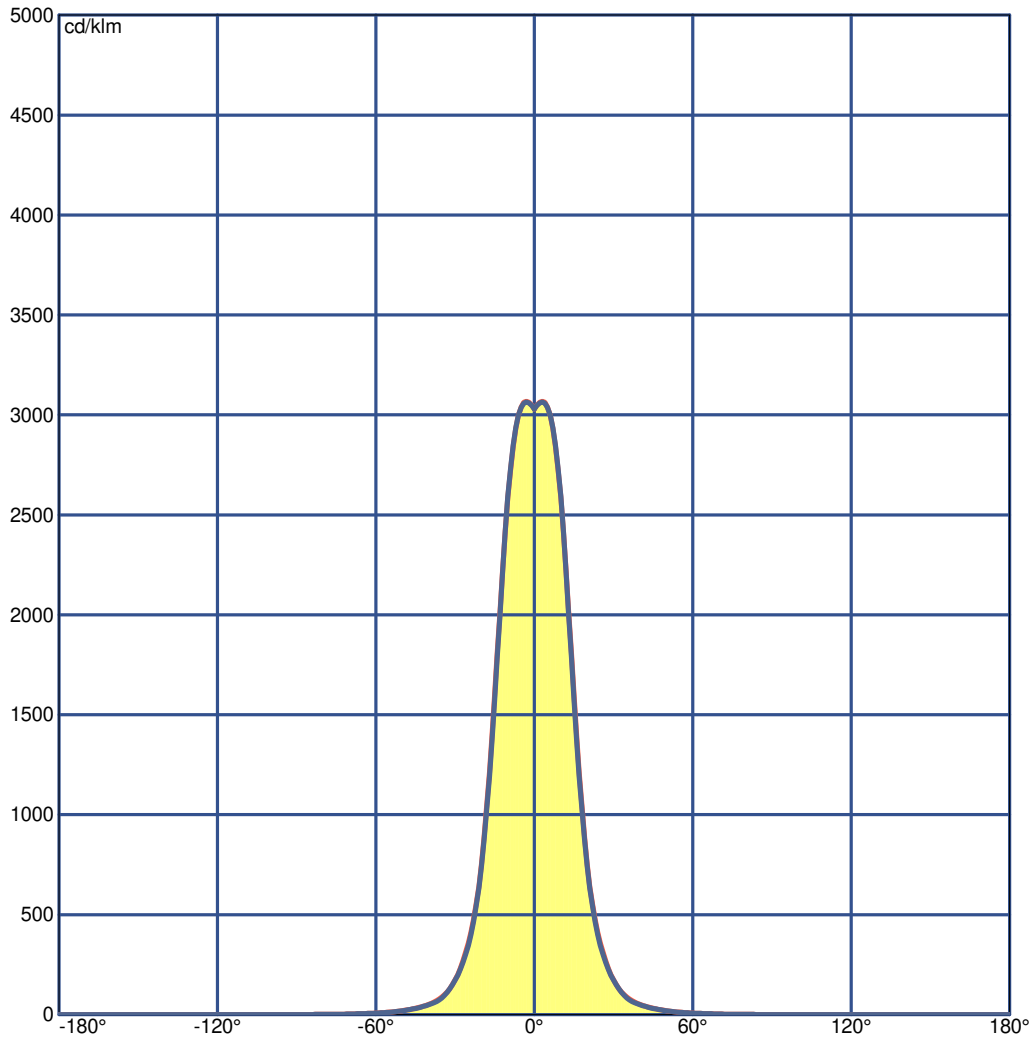
Nombre E-lamp Mini

Flujo Luminaria	136.62 lm	Potencia Luminaria	3.50 W	Eficacia	39.03 lm/W	Eficiencia	100.00%
Flujo Fuentes de luz	136.62 lm	Valor Máximo	3041.04 cd/klm	Posición	C=15.00 G=5.00	CG	Bisimétrico

Diam=32mm



Semiplanos C



**Luminaria**

Código 05-8329-05-81

Nombre E-lamp Mini

**Ensayo**

Código 05-8329-05-81

Nombre E-lamp Mini

Flujo Luminaria	136.62 lm	Potencia Luminaria	3.50 W	Eficacia	39.03 lm/W	Eficiencia	100.00%
Flujo Fuentes de luz	136.62 lm	Valor Máximo	3041.04 cd/klm	Posición	C=15.00 G=5.00	CG	Bisimétrico

**UGR**  
S = 0.250

Reflectancias										
Techo/Cavidad	0.7	0.7	0.5	0.5	0.3	0.7	0.7	0.5	0.5	0.3
Paredes	0.5	0.3	0.5	0.3	0.3	0.5	0.3	0.5	0.3	0.3
PDT	0.2	0.2	0.2	0.2	0.2	0.2	0.2	0.2	0.2	0.2
Dimensiones del Local						Vista Lateral				
x=2H y=2H	14.3	15.0	14.5	15.2	15.3	14.2	14.9	14.4	15.1	15.3
x=2H y=3H	14.3	14.9	14.6	15.2	15.4	14.3	14.9	14.5	15.1	15.3
x=2H y=4H	14.3	14.9	14.6	15.1	15.4	14.2	14.8	14.5	15.1	15.3
x=2H y=6H	14.2	14.8	14.6	15.1	15.3	14.2	14.7	14.5	15.0	15.3
x=2H y=8H	14.2	14.7	14.6	15.0	15.3	14.2	14.7	14.5	15.0	15.2
x=2H y=12H	14.2	14.7	14.5	15.0	15.3	14.1	14.6	14.5	14.9	15.2
x=4H y=2H	14.2	14.8	14.5	15.1	15.3	14.2	14.7	14.5	15.0	15.2
x=4H y=3H	14.3	14.8	14.7	15.1	15.4	14.3	14.7	14.6	15.0	15.4
x=4H y=4H	14.3	14.7	14.7	15.1	15.4	14.3	14.7	14.6	15.0	15.3
x=4H y=6H	14.3	14.6	14.7	15.0	15.4	14.2	14.6	14.6	14.9	15.3
x=4H y=8H	14.3	14.6	14.7	14.9	15.3	14.2	14.5	14.6	14.9	15.3
x=4H y=12H	14.2	14.5	14.7	14.9	15.3	14.2	14.4	14.6	14.8	15.2
x=8H y=4H	14.2	14.5	14.6	14.9	15.3	14.2	14.5	14.6	14.8	15.2
x=8H y=6H	14.2	14.4	14.6	14.8	15.3	14.1	14.4	14.6	14.8	15.2
x=8H y=8H	14.2	14.4	14.6	14.8	15.3	14.1	14.3	14.6	14.7	15.2
x=8H y=12H	14.1	14.3	14.6	14.8	15.3	14.1	14.2	14.6	14.7	15.2
x=12H y=4H	14.2	14.5	14.6	14.9	15.3	14.1	14.4	14.6	14.8	15.2
x=12H y=6H	14.2	14.3	14.6	14.8	15.3	14.1	14.3	14.6	14.7	15.2
x=12H y=8H	14.1	14.3	14.6	14.8	15.2	14.1	14.2	14.6	14.7	15.2

## Luminaria

Código 05-8329-05-81  
 Nombre E-lamp Mini  
**Ensayo**  
 Código 05-8329-05-81  
 Nombre E-lamp Mini

Flujo Luminaria	136.62 lm	Potencia Luminaria	3.50 W	Eficacia	39.03 lm/W	Eficiencia	100.00%
Flujo Fuentes de luz	136.62 lm	Valor Máximo	3041.04 cd/klm	Posición	C=15.00 G=5.00	CG	Bisimétrico

Flujo Total=136.62 Flujo Luminaria=136.62

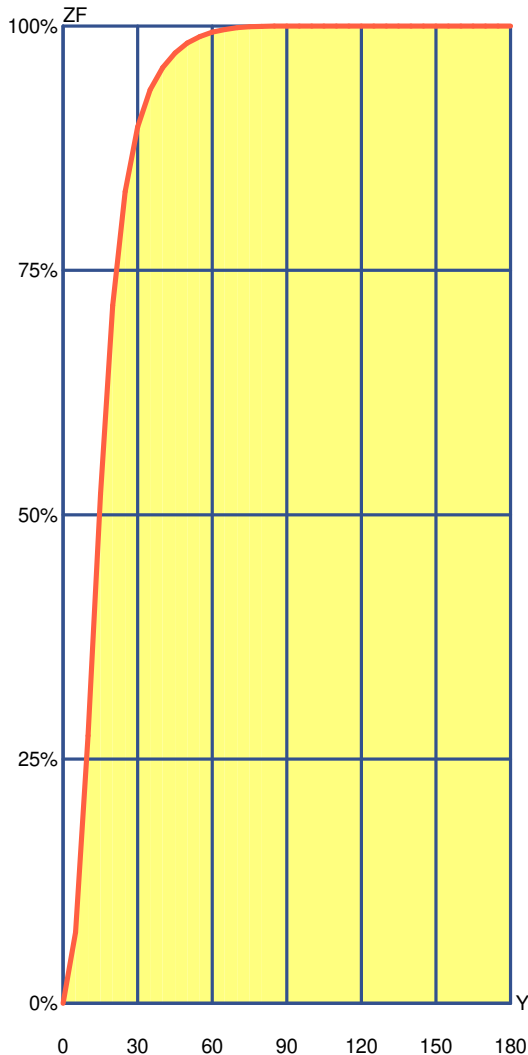
RI	0.60	0.80	1.00	1.25	1.50	2.00	2.50	3.00	4.00	5.00	10.00	20.00
DRR	0.71	0.76	0.81	0.84	0.87	0.92	0.95	0.97	0.98	0.99	1.01	1.02
RC	-	-	-	-	-	-	-	-	-	-	-	-

Flujo Zonal por 1000 Lúmenes

Y°	10	20	30	40	50	60	70	80	90	100	110	120	130	140	150	160	170	180
ZF(Y)	274	714	897	957	983	994	998	1000	1000	1000	1000	1000	1000	1000	1000	1000	1000	1000

Códigos de Flujo C.I.E.  
 96 99 100 100 100

C.I.E.	-/-/-/-/-/-/-/-/-/-	LOR	100.00000 %
D DIN 5040	A60	ULOR	0.00000 %
F UTE	1.00 A	DLOR	100.00000 %
B NBN	BZ 1	UFF	0.00000 %
RN	0.00000 %	DFF	100.00000 %
BLF	1.0	FFR	0.00000 %



Flujo Zonal				
Gamma °	Flujo	Suma lm	Flujo [%]	Suma [%]
0°	0.00	0.00	0.00%	0.00 %
5°	72.55	72.55	7.26%	7.26 %
10°	201.17	273.72	20.12%	27.37 %
15°	247.24	520.97	24.72%	52.10 %
20°	193.10	714.07	19.31%	71.41 %
25°	116.50	830.57	11.65%	83.06 %
30°	66.19	896.76	6.62%	89.68 %
35°	37.93	934.70	3.79%	93.47 %
40°	22.69	957.39	2.27%	95.74 %
45°	15.06	972.45	1.51%	97.24 %
50°	10.17	982.62	1.02%	98.26 %
55°	6.68	989.30	0.67%	98.93 %
60°	4.35	993.64	0.43%	99.36 %
65°	2.82	996.47	0.28%	99.65 %
70°	1.80	998.27	0.18%	99.83 %
75°	0.98	999.24	0.10%	99.92 %
80°	0.44	999.68	0.04%	99.97 %
85°	0.23	999.92	0.02%	99.99 %
90°	0.08	1000.00	0.01%	100.00 %
95°	0.00	1000.00	0.00%	100.00 %
100°	0.00	1000.00	0.00%	100.00 %
105°	0.00	1000.00	0.00%	100.00 %
110°	0.00	1000.00	0.00%	100.00 %
115°	0.00	1000.00	0.00%	100.00 %
120°	0.00	1000.00	0.00%	100.00 %
125°	0.00	1000.00	0.00%	100.00 %
130°	0.00	1000.00	0.00%	100.00 %
135°	0.00	1000.00	0.00%	100.00 %
140°	0.00	1000.00	0.00%	100.00 %
145°	0.00	1000.00	0.00%	100.00 %
150°	0.00	1000.00	0.00%	100.00 %
155°	0.00	1000.00	0.00%	100.00 %
160°	0.00	1000.00	0.00%	100.00 %
165°	0.00	1000.00	0.00%	100.00 %
170°	0.00	1000.00	0.00%	100.00 %
175°	0.00	1000.00	0.00%	100.00 %
180°	0.00	1000.00	0.00%	100.00 %

**Luminaria**

 Código 05-8329-05-81  
 Nombre E-lamp Mini

**Ensayo**

 Código 05-8329-05-81  
 Nombre E-lamp Mini

Flujo Luminaria	136.62 lm	Potencia Luminaria	3.50 W	Eficacia	39.03 lm/W	Eficiencia	100.00%
Flujo Fuentes de luz	136.62 lm	Valor Máximo	3041.04 cd/klm	Posición	C=15.00 G=5.00	CG	Bisimétrico

## Utilización CIE

Montaje	Directo	Normalización										Normalizados										Raz. de Susp. 1/3			CIE Estándar		
Techo																											
K	8873	8773	8871	8771	7773	7771	7753	7553	7751	7551	7731	7331	7711	7111	5551	5531	5331	5511	5111	3331	3311	1111	0000				
0.60	164	147	94	85	140	81	95	80	52	44	32	24	18	12	41	26	23	14	12	22	12	11	0				
0.80	197	180	102	94	172	90	124	108	61	54	41	32	25	19	50	34	31	21	18	29	18	16	0				
1.00	220	204	103	97	194	93	148	132	67	60	47	39	32	25	56	40	37	28	24	35	24	22	0				
1.25	243	228	105	99	217	95	173	157	72	66	54	46	40	32	62	47	44	35	30	42	31	28	0				
1.50	260	247	105	100	235	97	194	178	76	70	60	52	46	38	66	53	49	41	37	47	37	34	0				
2.00	283	272	102	99	260	95	224	210	80	75	67	60	56	48	71	61	58	51	47	55	47	43	0				
2.50	299	289	99	97	276	94	246	233	82	79	72	66	64	56	75	66	64	59	54	61	54	51	0				
3.00	310	302	97	95	288	93	263	251	84	81	76	71	70	63	77	70	68	65	61	65	60	57	0				
4.00	327	320	97	96	306	93	286	276	87	85	82	78	78	71	81	77	75	73	69	72	69	65	0				
5.00	338	332	97	96	318	94	302	293	90	88	86	82	83	77	84	81	80	78	75	77	75	71	0				
10.00	362	359	98	97	344	96	337	332	95	94	95	93	95	92	91	91	90	91	89	88	88	85	0				
20.00	375	374	99	99	359	98	357	354	99	98	100	99	101	100	96	97	97	98	97	94	96	93	0				

## Pared

K	8873	8773	8871	8771	7773	7771	7753	7553	7751	7551	7731	7331	7711	7111	5551	5531	5331	5511	5111	3331	3311	1111	0000
0.60	287	278	200	195	274	193	216	209	155	152	130	127	112	110	150	128	126	111	110	126	110	109	87
0.80	320	311	212	208	303	204	247	239	171	167	146	142	128	125	164	143	141	126	125	140	125	123	97
1.00	335	325	209	205	316	201	263	254	172	168	150	146	133	130	165	146	144	131	129	142	128	127	97
1.25	351	341	208	205	329	201	281	271	175	172	156	151	140	136	167	150	148	136	134	146	133	131	98
1.50	362	352	206	203	339	198	294	284	176	173	159	154	144	139	168	152	151	140	137	148	136	133	98
2.00	362	353	186	184	337	179	300	290	163	159	149	144	137	132	153	142	140	132	129	136	127	123	84
2.50	355	347	165	163	329	158	298	288	146	143	136	131	127	122	137	128	126	120	117	121	115	110	68
3.00	343	337	144	142	316	137	290	281	128	125	120	116	113	108	118	111	110	105	103	104	99	94	50
4.00	336	330	123	122	308	117	287	279	110	108	105	101	100	95	100	96	94	91	89	88	84	78	32
5.00	326	321	105	104	297	99	281	273	94	93	90	87	87	82	84	81	79	78	75	72	70	62	15
10.00	262	259	23	22	232	17	224	219	16	15	16	14	16	13	5	5	4	5	3	0	0	0	0
20.00	140	138	0	0	109	0	107	104	0	0	0	0	0	0	0	0	0	0	0	0	0	0	0

## P.Trab.

K	8873	8773	8871	8771	7773	7771	7753	7553	7751	7551	7731	7331	7711	7111	5551	5531	5331	5511	5111	3331	3311	1111	0000
0.60	893	884	834	828	878	825	807	801	777	774	745	742	722	720	771	742	741	720	719	740	719	719	710
0.80	959	948	883	878	938	873	868	859	828	824	796	792	772	769	820	791	790	769	768	788	767	766	757
1.00	1000	1000	926	921	991	915	926	915	875	871	846	841	823	819	866	840	838	819	817	835	816	814	806
1.25	1000	1000	958	953	1000	947	974	961	912	907	885	879	863	858	900	877	875	858	855	871	854	851	843
1.50	1000	1000	981	976	1000	969	1000	997	938	934	914	907	893	887	925	904	902	887	884	897	882	877	869
2.00	1000	1000	1000	1000	1000	1000	1000	1000	981	976	962	955	946	938	966	950	948	937	933	941	929	923	916
2.50	1000	1000	1000	1000	1000	1000	1000	1000	1000	1000	993	987	980	973	992	980	978	969	965	969	960	952	945
3.00	1000	1000	1000	1000	1000	1000	1000	1000	1000	1000	1000	1000	1000	998	1000	1000	999	993	989	989	982	973	966
4.00	1000	1000	1000	1000	1000	1000	1000	1000	1000	1000	1000	1000	1000	1000	1000	1000	1000	1000	1000	1000	1000	991	984
5.00	1000	1000	1000	1000	1000	1000	1000	1000	1000	1000	1000	1000	1000	1000	1000	1000	1000	1000	1000	1000	1000	1000	994
10.00	1000	1000	1000	1000	1000	1000	1000	1000	1000	1000	1000	1000	1000	1000	1000	1000	1000	1000	1000	1000	1000	1000	1000
20.00	1000	1000	1000	1000	1000	1000	1000	1000	1000	1000	1000	1000	1000	1000	1000	1000	1000	1000	1000	1000	1000	1000	1000

LM53 SHR C0-C180: 0.517    SHR C90-C270: 0.517    SHR Superficial: 0.492

# LEDS C4<sup>+</sup>

## Luminaria

Código 05-8329-05-81

Nombre E-lamp Mini

## Ensayo

Código 05-8329-05-81

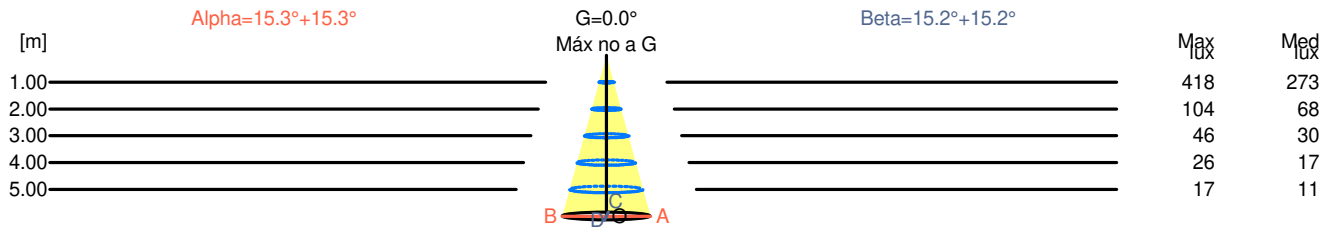
Nombre E-lamp Mini

Flujo Luminaria	136.62 lm	Potencia Luminaria	3.50 W	Eficacia	39.03 lm/W	Eficiencia	100.00%
Flujo Fuentes de luz	136.62 lm	Valor Máximo	3041.04 cd/klm	Posición	C=15.00 G=5.00	CG	Bisimétrico

### Apertura a 50.00 % de Max Intensidad

H[m]	1.00	2.00	3.00	4.00	5.00	H[m]	1.00	2.00	3.00	4.00	5.00
OA	0.27	0.55	0.82	1.10	1.37	OC	0.27	0.54	0.82	1.09	1.36
OB	0.27	0.55	0.82	1.10	1.37	OD	0.27	0.54	0.82	1.09	1.36

	Intensidades Luminosas [ cd/klm]									
	0	5	15	25	35	45	55	65	75	85
OA	413.93	415.25	218.47	48.93	11.98	4.29	1.61	0.61	0.15	0.04
OB	413.93	415.25	218.47	48.93	11.98	4.29	1.61	0.61	0.15	0.04
OC	413.93	414.94	215.09	47.20	11.39	4.17	1.58	0.62	0.15	0.04
OD	413.93	414.94	215.09	47.20	11.39	4.17	1.58	0.62	0.15	0.04



H[m]	D[m]	Max lux	Med lux	Alpha=15.3°+15.3°	G=0.0 Máx no a G
1.00	0.55	418	273		
2.00	1.10	104	68		
3.00	1.64	46	30		
4.00	2.19	26	17		
5.00	2.74	17	11		

H[m]	D[m]	Max lux	Med lux	Beta=15.2°+15.2°	G=0.0 Máx no a G
1.00	0.54	418	273		
2.00	1.09	104	68		
3.00	1.63	46	30		
4.00	2.17	26	17		
5.00	2.72	17	11		



**Luminaria**

Código 05-8329-05-81

Nombre E-lamp Mini

**Ensayo**

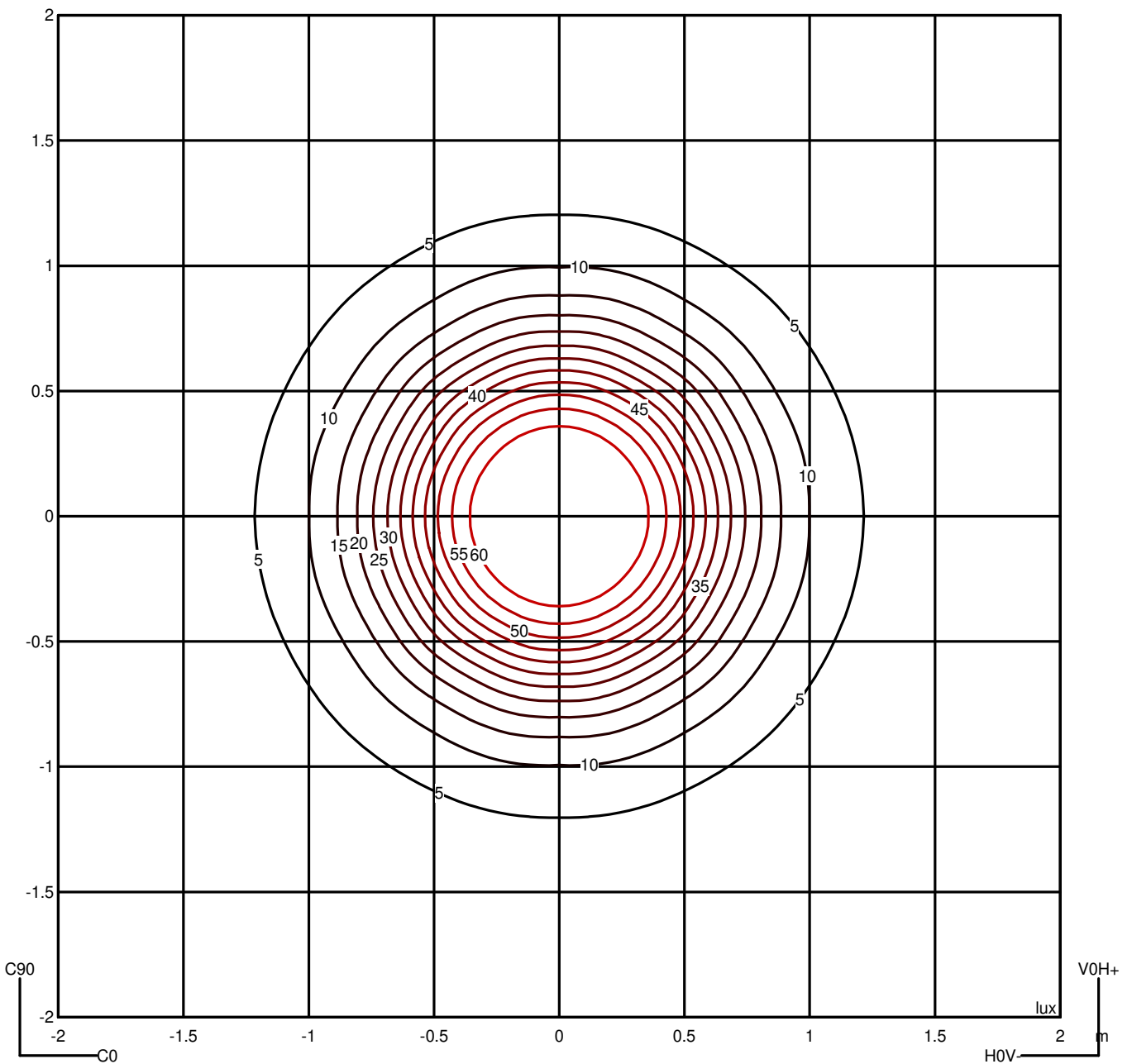
Código 05-8329-05-81

Nombre E-lamp Mini

Flujo Luminaria	136.62 lm	Potencia Luminaria	3.50 W	Eficacia	39.03 lm/W	Eficiencia	100.00%
Flujo Fuentes de luz	136.62 lm	Valor Máximo	3041.04 cd/klm	Posición	C=15.00 G=5.00	CG	Bisimétrico

Isolux (Suelo)

Posición Luminaria X=0.00m Y=0.00m Z=2.50m



# LEDS C4<sup>®</sup>

## Luminaria

Código 05-8329-05-81

Nombre E-lamp Mini

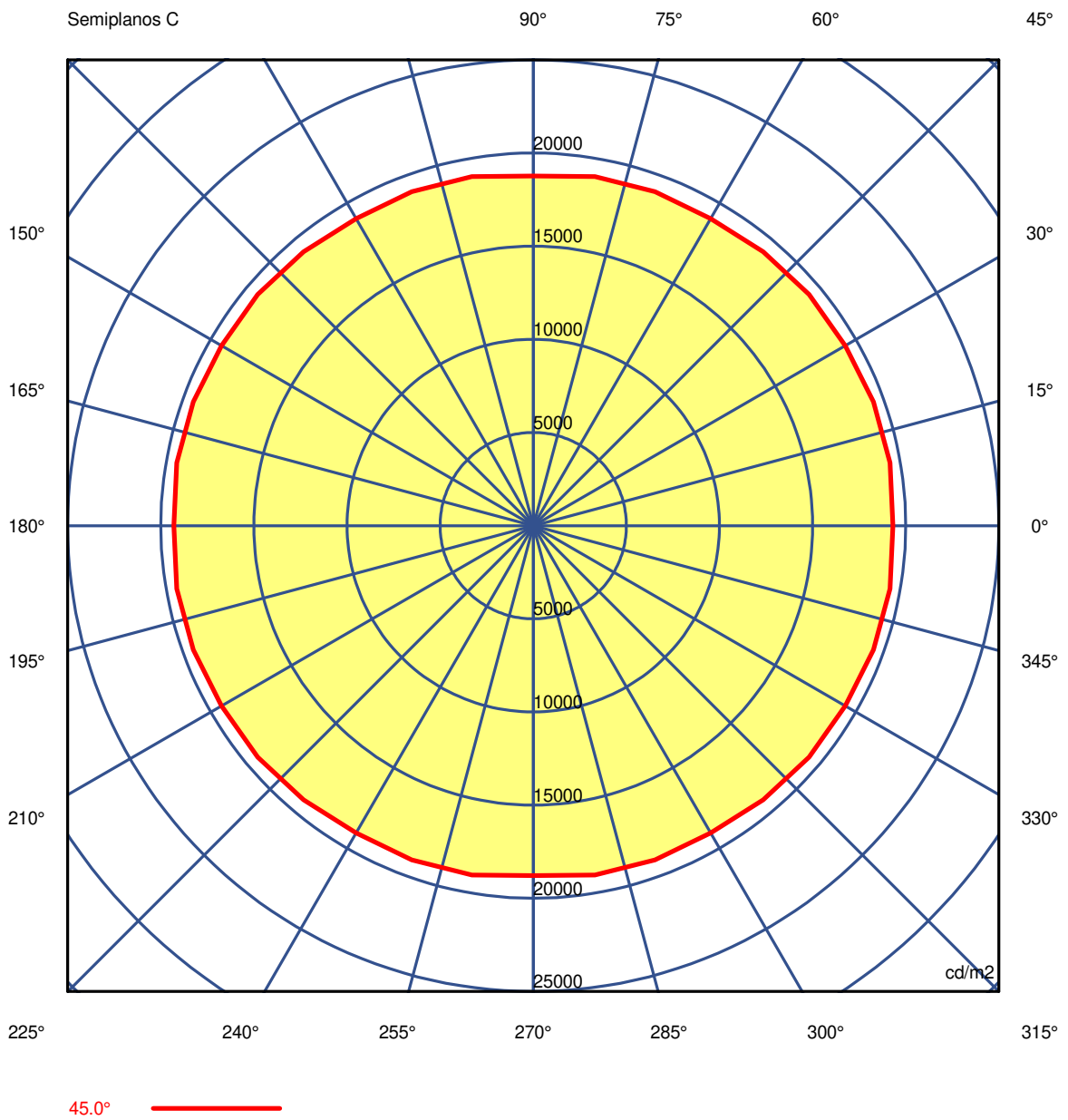
## Ensayo

Código 05-8329-05-81

Nombre E-lamp Mini

Flujo Luminaria	136.62 lm	Potencia Luminaria	3.50 W	Eficacia	39.03 lm/W	Eficiencia	100.00%
Flujo Fuentes de luz	136.62 lm	Valor Máximo	3041.04 cd/klm	Posición	C=15.00 G=5.00	CG	Bisimétrico

Luminancia



**Luminaria**

Código 05-8329-05-81

Nombre E-lamp Mini

**Ensayo**

Código 05-8329-05-81

Nombre E-lamp Mini

Flujo Luminaria	136.62 lm	Potencia Luminaria	3.50 W	Eficacia	39.03 lm/W	Eficiencia	100.00%
Flujo Fuentes de luz	136.62 lm	Valor Máximo	3041.04 cd/klm	Posición	C=15.00 G=5.00	CG	Bisimétrico

**Luminance cd/m2 Tabla 1/3**

	C 0.00	C 10.00	C 20.00	C 30.00	C 40.00	C 50.00	C 60.00	C 70.00	C 80.00	C 90.00	C 100.00	C 110.00	C 120.00
G 0.0	1317596.24	1317596.24	1317596.24	1317596.24	1317596.24	1317596.24	1317596.24	1317596.24	1317596.24	1317596.24	1317596.24	1317596.24	1317596.24
G 5.0	1326828.31	1327475.86	1327285.49	1326374.83	1325773.26	1326313.68	1327333.34	1327256.12	1326575.78	1325837.47	1326575.78	1327256.12	1327333.34
G 10.0	1141577.17	1142212.70	1140150.40	1137583.10	1139149.17	1140147.49	1140253.13	1143253.52	1145151.09	1144253.09	1145151.09	1143253.52	1140253.13
G 15.0	719954.38	717735.54	711115.57	707588.51	717354.79	715932.21	705424.82	711838.93	716170.48	708821.39	716170.48	711838.93	705424.82
G 20.0	348665.45	353907.63	351607.54	347636.50	353906.18	354431.81	349168.62	353609.20	353845.73	344051.64	353845.73	353609.20	349168.62
G 25.0	171844.65	170927.46	168936.95	167449.13	168885.01	168831.86	167253.05	168260.41	168283.09	165781.69	168283.09	168260.41	167253.05
G 30.0	86844.74	86589.26	85898.19	85287.09	86592.05	86576.50	85331.84	86129.94	86789.81	86150.48	86789.81	86129.94	85331.84
G 35.0	46565.11	46877.73	46426.57	45709.66	45865.37	45674.84	44992.42	44938.51	44788.15	44277.57	44788.15	44938.51	44992.42
G 40.0	28972.67	28951.77	28797.39	28498.29	28466.08	28364.75	28162.93	28156.76	28078.69	27794.45	28078.69	28156.76	28162.93
G 45.0	19306.48	19445.39	19433.60	19334.17	19323.44	19200.66	19028.77	19080.07	19038.61	18778.38	19038.61	19080.07	19028.77
G 50.0	13048.03	13098.99	13036.39	12936.01	12962.03	12897.86	12763.23	12803.08	12837.39	12770.65	12837.39	12803.08	12763.23
G 55.0	8948.31	8984.92	8931.86	8846.36	8856.69	8804.69	8696.20	8707.99	8755.74	8776.40	8755.74	8707.99	8696.20
G 60.0	6286.51	6278.20	6244.40	6192.61	6208.87	6186.90	6151.38	6233.05	6284.21	6241.38	6284.21	6233.05	6151.38
G 65.0	4608.87	4598.22	4572.41	4531.90	4528.75	4536.29	4563.26	4641.07	4679.68	4651.46	4679.68	4641.07	4563.26
G 70.0	3350.50	3334.37	3326.57	3326.42	3326.60	3329.52	3357.10	3425.67	3464.62	3452.72	3464.62	3425.67	3357.10
G 75.0	1820.01	1830.92	1829.81	1819.18	1810.00	1791.03	1787.26	1836.73	1865.23	1845.24	1865.23	1836.73	1787.26
G 80.0	1439.10	1437.86	1425.19	1395.00	1378.74	1371.53	1380.45	1418.03	1439.94	1431.64	1439.94	1418.03	1380.45
G 85.0	1536.56	1530.54	1498.71	1449.84	1419.85	1416.77	1444.70	1496.29	1507.75	1466.20	1507.75	1496.29	1444.70
G 90.0	0.00	0.00	0.00	0.00	0.00	0.00	0.00	0.00	0.00	0.00	0.00	0.00	0.00

**Luminaria**

Código 05-8329-05-81

Nombre E-lamp Mini

**Ensayo**

Código 05-8329-05-81

Nombre E-lamp Mini

Flujo Luminaria	136.62 lm	Potencia Luminaria	3.50 W	Eficacia	39.03 lm/W	Eficiencia	100.00%
Flujo Fuentes de luz	136.62 lm	Valor Máximo	3041.04 cd/klm	Posición	C=15.00 G=5.00	CG	Bisimétrico

**Luminance cd/m2 Tabla 2/3**

	C 130.00	C 140.00	C 150.00	C 160.00	C 170.00	C 180.00	C 190.00	C 200.00	C 210.00	C 220.00	C 230.00	C 240.00	C 250.00
G 0.0	1317596.24	1317596.24	1317596.24	1317596.24	1317596.24	1317596.24	1317596.24	1317596.24	1317596.24	1317596.24	1317596.24	1317596.24	1317596.24
G 5.0	1326313.68	1325773.26	1326374.83	1327285.49	1327475.86	1326828.31	1327475.86	1327285.49	1326374.83	1325773.26	1326313.68	1327333.34	1327256.12
G 10.0	1140147.49	1139149.17	1137583.10	1140150.40	1142212.70	1141577.17	1142212.70	1140150.40	1137583.10	1139149.17	1140147.49	1140253.13	1143253.52
G 15.0	715932.21	717354.79	707588.51	711115.57	717735.54	719954.38	717735.54	711115.57	707588.51	717354.79	715932.21	705424.82	711838.93
G 20.0	354431.81	353906.18	347636.50	351607.54	353907.63	348665.45	353907.63	351607.54	347636.50	353906.18	354431.81	349168.62	353609.20
G 25.0	168831.86	168885.01	167449.13	168936.95	170927.46	171844.65	170927.46	168936.95	167449.13	168885.01	168831.86	167253.05	168260.41
G 30.0	86576.50	86592.05	85287.09	85898.19	86589.26	86844.74	86589.26	85898.19	85287.09	86592.05	86576.50	85331.84	86129.94
G 35.0	45674.84	45865.37	45709.66	46426.57	46877.73	46565.11	46877.73	46426.57	45709.66	45865.37	45674.84	44992.42	44938.51
G 40.0	28364.75	28466.08	28498.29	28797.39	28951.77	28972.67	28951.77	28797.39	28498.29	28466.08	28364.75	28162.93	28156.76
G 45.0	19200.66	19323.44	19334.17	19433.60	19445.39	19306.48	19445.39	19334.17	19323.44	19323.44	19200.66	19028.77	19080.07
G 50.0	12897.86	12962.03	12936.01	13036.39	13098.99	13048.03	13098.99	13036.39	12962.03	12962.03	12897.86	12763.23	12803.08
G 55.0	8804.69	8856.69	8846.36	8931.86	8984.92	8948.31	8984.92	8931.86	8846.36	8856.69	8804.69	8696.20	8707.99
G 60.0	6186.90	6208.87	6192.61	6244.40	6278.20	6286.51	6278.20	6244.40	6192.61	6208.87	6186.90	6151.38	6233.05
G 65.0	4536.29	4528.75	4531.90	4572.41	4598.22	4608.87	4598.22	4572.41	4531.90	4528.75	4536.29	4563.26	4641.07
G 70.0	3329.52	3326.60	3326.42	3326.57	3334.37	3350.50	3334.37	3326.57	3326.42	3326.60	3329.52	3357.10	3425.67
G 75.0	1791.03	1810.00	1819.18	1829.81	1830.92	1820.01	1830.92	1829.81	1819.18	1810.00	1791.03	1787.26	1836.73
G 80.0	1371.53	1378.74	1395.00	1425.19	1437.86	1439.10	1437.86	1425.19	1395.00	1378.74	1371.53	1380.45	1418.03
G 85.0	1416.77	1419.85	1449.84	1498.71	1530.54	1536.56	1530.54	1498.71	1449.84	1419.85	1416.77	1444.70	1496.29
G 90.0	0.00	0.00	0.00	0.00	0.00	0.00	0.00	0.00	0.00	0.00	0.00	0.00	0.00

**Luminaria**

Código 05-8329-05-81

Nombre E-lamp Mini

**Ensayo**

Código 05-8329-05-81

Nombre E-lamp Mini

Flujo Luminaria	136.62 lm	Potencia Luminaria	3.50 W	Eficacia	39.03 lm/W	Eficiencia	100.00%
Flujo Fuentes de luz	136.62 lm	Valor Máximo	3041.04 cd/klm	Posición	C=15.00 G=5.00	CG	Bisimétrico

**Luminance cd/m2 Tabla 3/3**

	C 260.00	C 270.00	C 280.00	C 290.00	C 300.00	C 310.00	C 320.00	C 330.00	C 340.00	C 350.00
G 0.0	1317596.24	1317596.24	1317596.24	1317596.24	1317596.24	1317596.24	1317596.24	1317596.24	1317596.24	1317596.24
G 5.0	1326575.78	1325837.47	1326575.78	1327256.12	1327333.34	1326313.68	1325773.26	1326374.83	1327285.49	1327475.86
G 10.0	1145151.09	1144253.09	1145151.09	1143253.52	1140253.13	1140147.49	1139149.17	1137583.10	1140150.40	1142212.70
G 15.0	716170.48	708821.39	716170.48	711838.93	705424.82	715932.21	717354.79	707588.51	711115.57	717735.54
G 20.0	353845.73	344051.64	353845.73	353609.20	349168.62	354431.81	353906.18	347636.50	351607.54	353907.63
G 25.0	168283.09	165781.69	168283.09	168260.41	167253.05	168831.86	168885.01	167449.13	168936.95	170927.46
G 30.0	86789.81	86150.48	86789.81	86129.94	85331.84	86576.50	86592.05	85287.09	85898.19	86589.26
G 35.0	44788.15	44277.57	44788.15	44938.51	44992.42	45674.84	45865.37	45709.66	46426.57	46877.73
G 40.0	28078.69	27794.45	28078.69	28156.76	28162.93	28364.75	28466.08	28498.29	28797.39	28951.77
G 45.0	19038.61	18778.38	19038.61	19080.07	19028.77	19200.66	19323.44	19334.17	19433.60	19445.39
G 50.0	12837.39	12770.65	12837.39	12803.08	12763.23	12897.86	12962.03	12936.01	13036.39	13098.99
G 55.0	8755.74	8776.40	8755.74	8707.99	8696.20	8804.69	8856.69	8846.36	8931.86	8984.92
G 60.0	6284.21	6241.38	6284.21	6233.05	6151.38	6186.90	6208.87	6192.61	6244.40	6278.20
G 65.0	4679.68	4651.46	4679.68	4641.07	4563.26	4536.29	4528.75	4531.90	4572.41	4598.22
G 70.0	3464.62	3452.72	3464.62	3425.67	3357.10	3329.52	3326.60	3326.42	3326.57	3334.37
G 75.0	1865.23	1845.24	1865.23	1836.73	1787.26	1791.03	1810.00	1819.18	1829.81	1830.92
G 80.0	1439.94	1431.64	1439.94	1418.03	1380.45	1371.53	1378.74	1395.00	1425.19	1437.86
G 85.0	1507.75	1466.20	1507.75	1496.29	1444.70	1416.77	1419.85	1449.84	1498.71	1530.54
G 90.0	0.00	0.00	0.00	0.00	0.00	0.00	0.00	0.00	0.00	0.00